


A FLOW



ALUMINIUM LACQUERED


A FLOW has a harmonious form and is made of unbreakable thermoplastic. This switch range is available in white, black, aluminium and matt anthracite. A FLOW blends harmoniously with modern furnishing styles in its design.

A FLOW

Material

Thermoplastic

Please combine preferably with thermoplastic (unbreakable, high-gloss) covers.



Switch



Rotary dimmer



F 40 sensor, 4-gang



F 50 sensor, 4-gang



Switch/socket combination

Frame size

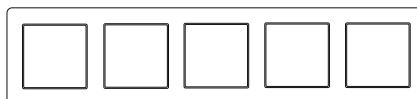
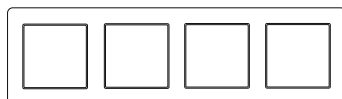
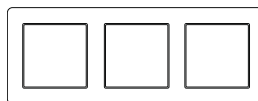
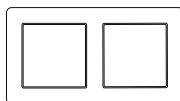
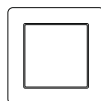
1-gang 85 mm x 85 mm

2-gang 85 mm x 156 mm

3-gang 85 mm x 227 mm

4-gang 85 mm x 298 mm

5-gang 85 mm x 369 mm



Frames can be installed horizontally and vertically.

